




WESTILE

Paver Division
phone 800-433-8453
fax 303-683-9375

Plaza Paver Accessories



ScrewJack Pedestal

Available in 4 sizes


B1: 1-1/4" - 2"

B2: 2" - 3"

B3: 3" - 4-3/4"


B4: 4-3/4" - 7-3/4"

B4 Shown




C4 ScrewJack Coupler

Available in 1 size, Adds 2-1/2" - 4-1/4" to a B3 or B4 pedestal. Up to 4 couplers can be added to a ScrewJack pedestal.



B11 Shim


For use with ScrewJack Pedestals.
Adds 1/16" to height.



LD4 Base Leveler


Built-in 0" - 1/4"/ft. slope compensation. Can be stacked as many as 6 high for a max. slope compensation of 1-1/2".

Eliminates tilt of ScrewJacks over sloped substrate




Pave-EI® Pedestal

Available in 4 sizes, 4x, 5x, 6x, 7x
Can be stacked as high as the base width.



Pave-EI® Shim

Available in 4 sizes, 4x, 5x, 6x, 7x
Adds 1/8" to height.




PS9 Pedestal

Fixed height paver support



Westile Spacer Tab

Available in two sizes.
Establishes 1/8" or 3/16"
spacing of Plaza Pavers.



Probst SlabGrabber

Adjustable from 15" to 24"

www.westile.com



8311 W. Carder Court, Littleton, Colorado 80125
303-791-1700
FAX 303-683-9375
1-800-433-8453

WESPPACCESS 12/2001

An Oldcastle™ Co.